

Designing courses with Care: Did I miss any student in my online course?

Presenters:

John Cheng, Educational Consultant, CTLT

Marie Krbavac, Educational Consultant, CTLT

Presented at: CTLT 2020 Online Teaching Program Series

Designing courses with Care: Did I miss any student in my online course?



John Cheng,
Educational
Consultant, CTLT



Marie Krbavac,
Educational
Consultant, CTLT

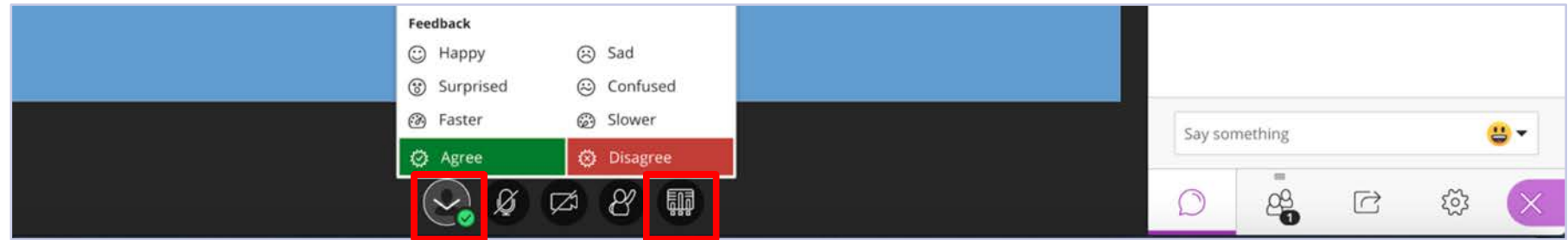
Houskeeping

The image shows a Zoom meeting interface with several key areas highlighted by red arrows and text labels:

- Session Menu:** Located in the top-left corner, it includes options for recording, calling in by phone, and getting help.
- Media Space:** The central area of the meeting, which contains a webcam feed, a whiteboard, and shared content. In this instance, the whiteboard displays the text "You are the only one in the room." and there is a virtual desk with a blue chair in front of it.
- Chat:** A panel on the right side of the screen showing a message from "Lesley University" that says "Welcome to the webinar. We will start in a few minutes." It also includes a "Say something..." input field and a "Chat with: Everyone" dropdown menu.
- Bottom Control Bar:** A row of icons at the bottom of the screen for managing the meeting. The icons are labeled as follows:
 - Microphone on/off:** A microphone icon with a green indicator.
 - Webcam on/off:** A camera icon with a red indicator.
 - Raise hand on/off:** A hand icon.
 - Chat:** A speech bubble icon.
 - Participants:** A group of people icon.
 - Share content:** A document icon.
 - Settings:** A gear icon.



Housekeeping



Instance responses / feedback

Polling on/off

Participants icon





Agenda

1. Session overview
2. Demo: Course exploration
3. Activity: Exemplary course exploration
4. Universal Design for Learning, Accessibility, and Wellbeing in Course Design
5. Activity: Discuss checklist and review your course
6. Summary, what's next, & references



Session Goals

1. Evaluate the visual design and structure of online courses and materials
2. Explain how visual design and structure affects the delivery of online materials
3. Create a course structure and course materials that incorporate UDL, wellness, and accessibility guidelines





Demo: Course Exploration

You are a student

Let's review a sample course and see if you can answer the following questions:

1. Who is your instructor and how should you contact them?
2. How do you complete assignment 4?
3. What are you supposed to talk about in Module D discussion?



a place of mind

THE UNIVERSITY OF BRITISH COLUMBIA



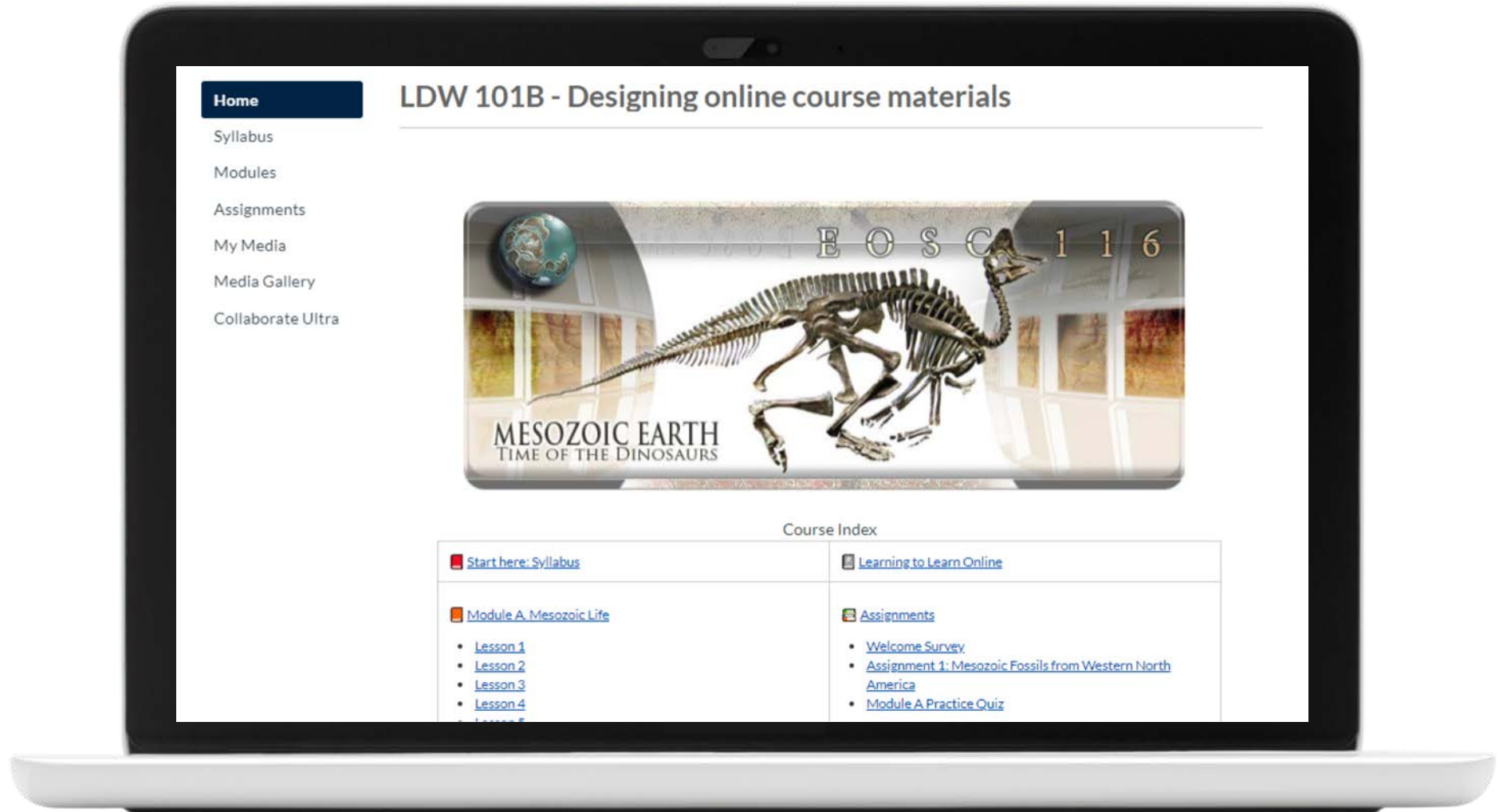
**Are you excited to be a student
in this course?**



a place of mind

THE UNIVERSITY OF BRITISH COLUMBIA

Does this course look more inviting?



a place of mind

THE UNIVERSITY OF BRITISH COLUMBIA

Student feedback

- “I really appreciate the clear syllabus as I start off in this course. I feel like I understand what I need to do and when, which is a huge help.”
- “I think you have done an amazing job of organizing the material for us. Thank you for being so communicative and clear regarding the material and with how to go about it. I am very appreciative of the time this must have taken you.”





Activity: Exemplary Course Exploration

On your own, review the example course and then answer the following question in the google doc.

Example course: <https://canvas.ubc.ca/courses/26860>

You can either type an answer to the question OR add an X next to an answer to indicate that you agree with the response.

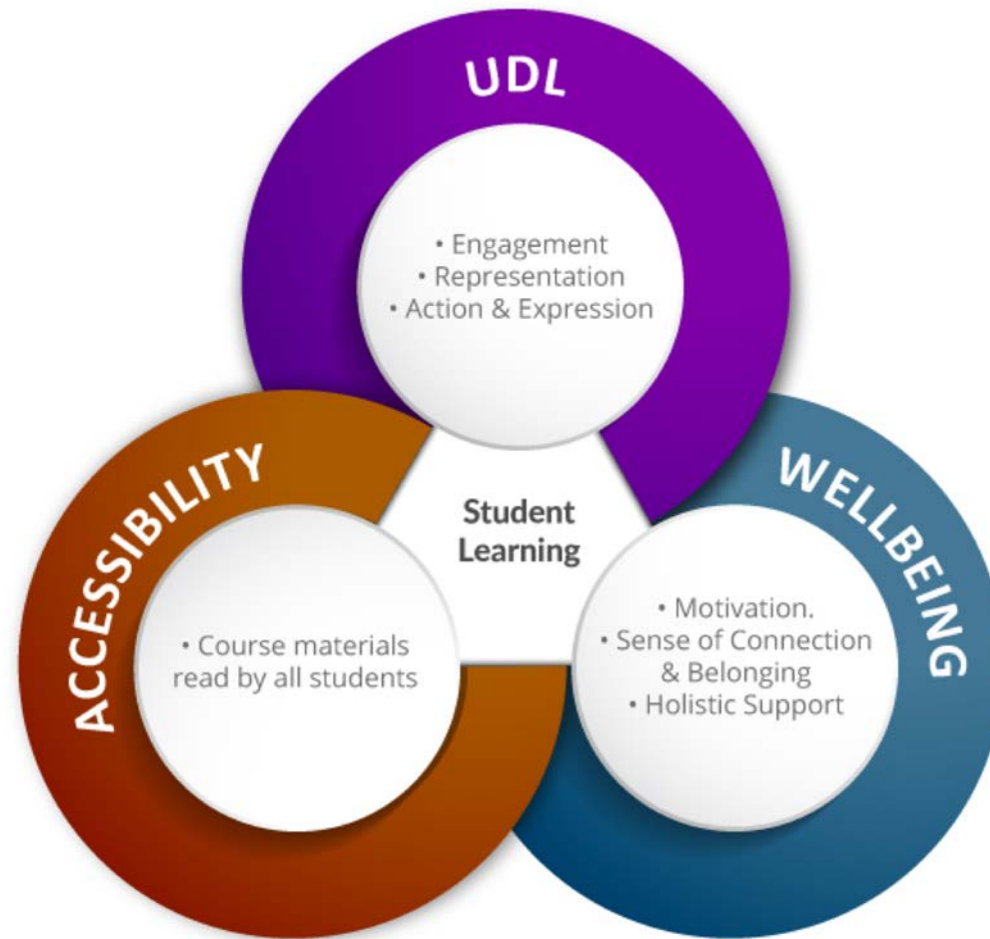
What elements were effective? (e.g. consider the course layout, page layout, ability to find out course requirements)



a place of mind

THE UNIVERSITY OF BRITISH COLUMBIA

Course Set-up Recommendations



Home Page

Syllabus

Course Content

Interactions

Assessment & Activities

Course Set-up Recommendations

Short version:

https://wiki.ubc.ca/images/2/29/Course_Set-Up_Recommendations_short.pdf

Group Discussion (15 min)

What are some of the recommendations in the course design checklist that you would like to incorporate into the design of your course?

Discuss these areas of the checklist

- i. Course Home Page & Course Overview and Introduction
- ii. Course Content & Accessibility
- iii. Interactions / Communication / Discussions / Assessments & Activities

https://wiki.ubc.ca/images/2/29/Course_Set-Up_Recommendations_short.pdf



Summary

Based the ideas you generated in your small group discussions, what are the elements from the course checklist that you would probably incorporate into your course design? And how would you incorporate them

Comments? Questions? Concerns?



a place of mind

THE UNIVERSITY OF BRITISH COLUMBIA



Resources

- Course Set-Up Recommendations
 - Short
 - https://wiki.ubc.ca/images/2/29/Course_Set-Up_Recommendations_short.pdf
 - Long
 - https://wiki.ubc.ca/Documentation:CTLT_Resources/Course_Set_Up_Recommendations
- Learning Design Template
 - <https://canvas.ubc.ca/enroll/R4PTHT>
- Teaching Remotely with Care: Introduction to Accessible Online Courses and Open Educational Resources
 - https://wiki.ubc.ca/images/4/48/Accessibility_Slides_for_OTP_Workshop.pdf



How To Reach Us

Online Teaching Program Consultation

- <https://ctl.t.ubc.ca/programs/all-our-programs/online-teaching-program/consultations/>

Direct Contact

- Curriculum & Course Services
 - <https://ctl.t.ubc.ca/about/contact-us/strategic-curriculum-services/>
 - Learning designers
 - John.Cheng@ubc.ca
 - Marie.Krbavac@ubc.ca



a place of mind

THE UNIVERSITY OF BRITISH COLUMBIA

Resources/References

- Teaching Practices & Wellbeing Teaching and Learning Enhancement Fund project at the University of British Columbia, including instructor reflection tool, video and student testimonials: <https://blogs.ubc.ca/teachingandwellbeing/>
- UBC Wellbeing Teaching & Learning Resources toolkit: <https://wellbeing.ubc.ca/teaching-learning-resources>
- Journal of Educators Online: Trammell, B.A. & LaForge, C. (2017). Common challenges for instructors in large online courses: Strategies to mitigate student and instructor frustration.
- UBC TLEF project: <http://flexible.learning.ubc.ca/case-studies/project-identifies-teaching-practices-that-promote-student-wellbeing/>
- Universal Design for Learning Guidelines: http://udlguidelines.cast.org/?utm_medium=web&utm_campaign=none&utm_source=cast-about-udl



One small step at a
time

