



I AM UBC



Training Outline



Objectives of Pep Rally

What's New(ish!)

MUG Leader Role

Safety Procedures

Pep Rally etiquette



a place of mind

Objectives of Pep Rally



Get students excited about UBC

Build pride in UBC Faculties/Schools

Welcome new students to UBC




a place of mind

What's New(ish)



Transfer student participation
Faculty and Staff in Attendance
Performances, outside entrances
Towels
World Record



a place of mind

Imagine Leader Roles



Be on time...

Know where you are going...

Plan a meeting location...

Fill the space...

Remain in your designated area...

No aisles or red carpet...

Listen to safety personnel...

Leave the same way you came in...



a place of mind

Prohibited Items



Sharp objects or weapons

Long sticks or pieces of wood (over 12" long)

Water, water guns, water balloons

Air Horns & Megaphones

Projectile items

Items deemed unsafe or potentially harmful

Deconstructed MUG Signs



a place of mind

In the Case of Evacuation



Exit calmly via the same route ...**

Lead your MUG calmly...

Follow the instructions of Safety Personnel...

Walk with purpose...

Do not obstruct the exit...

Upon exit proceed to Main Event ...



a place of mind

In the Case of Fire



Pull the nearest alarm...

Notify the closest safety personnel...

Evacuate the building...



a place of mind



In the Case of a Medical Emergency



Ensure your group stays in place...

Notify the nearest safety personnel...

Assist with crowd control...



a place of mind

Etiquette



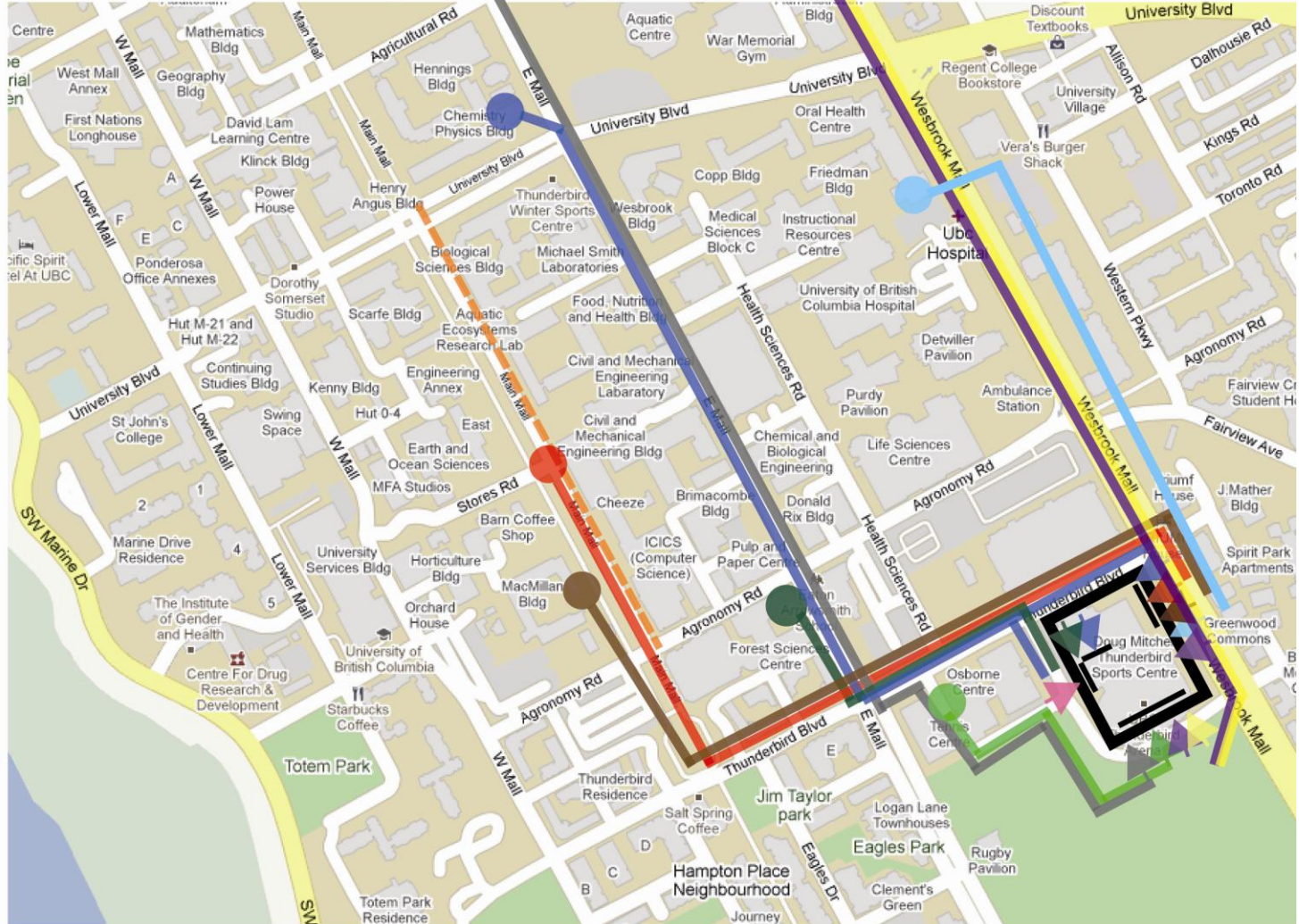
- Be loud and have fun...
- Cheers should be respectful...
- Don't cheer over others...
- Make good impression ...
- Academic procession leaves first.
- Pack out what you pack in...



Travel



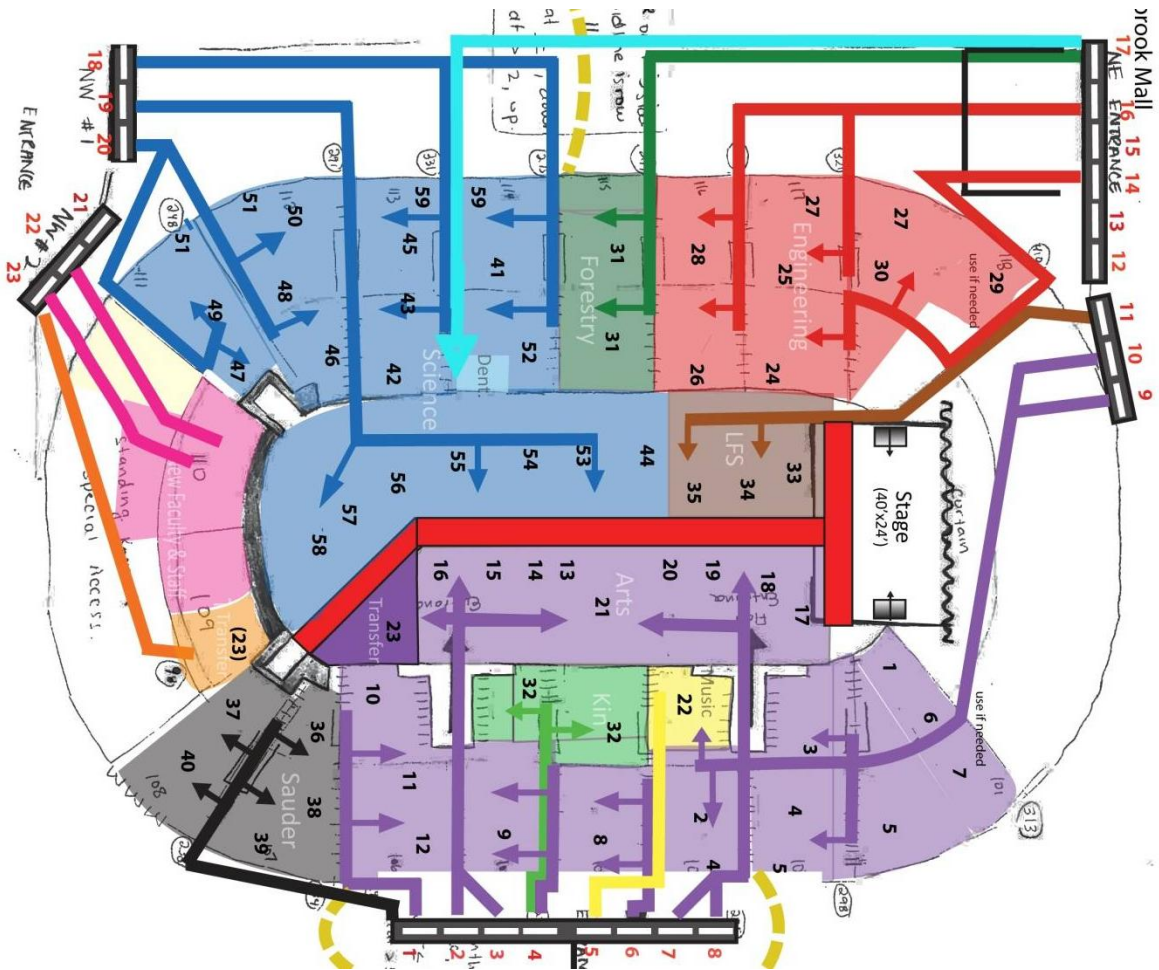
- Arts
- Music
- Science
- HKIn
- Forestry
- Sauder
- LFS
- Eng
- Dent
- New Fac/Staff
- Main Event



Loading/Unloading

Thunderbird Blvd.

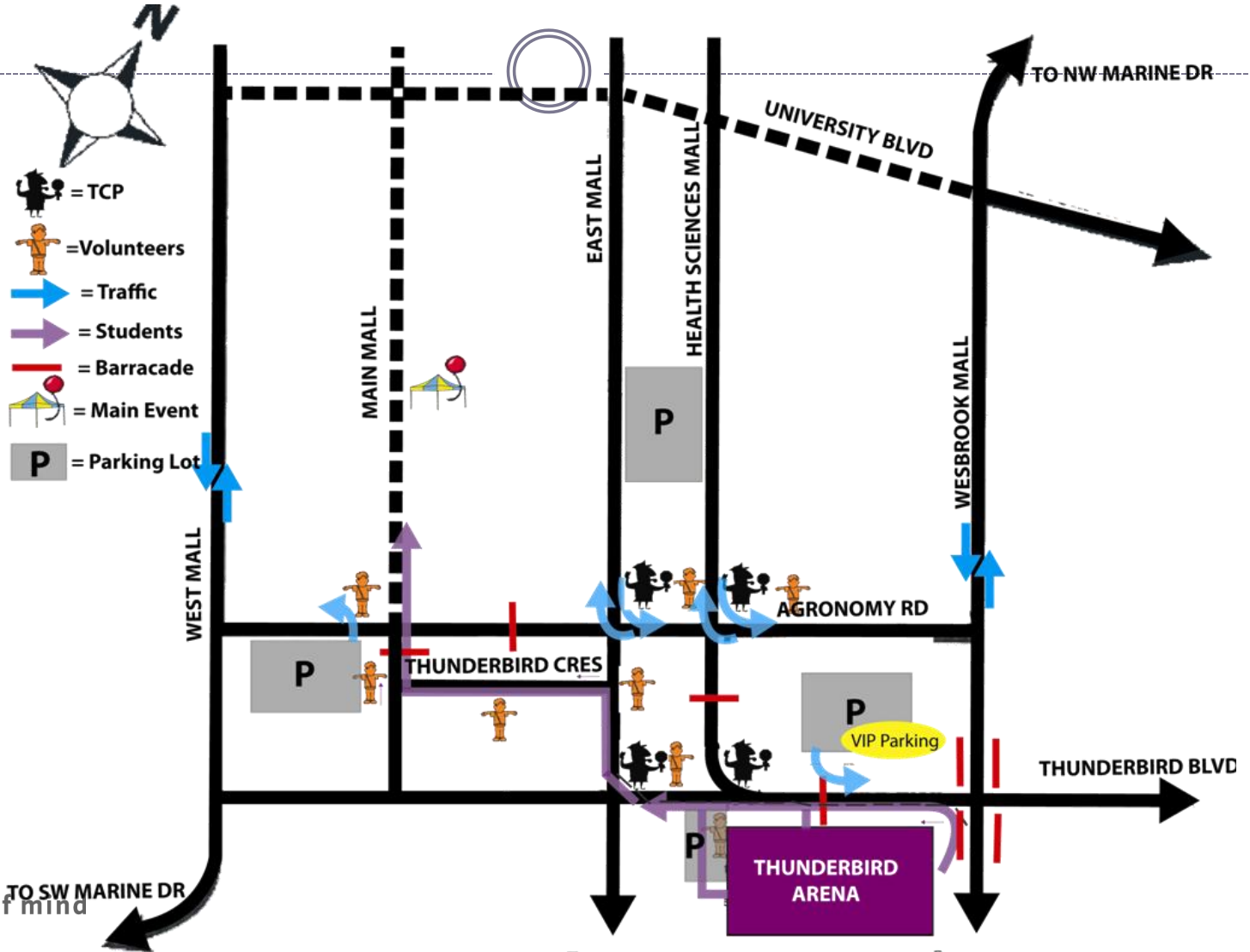
Wesbrook



a place of m



To the Main Event



a place of mind