

# Documentation:Connect/Virtual Drop-in Sessions in Bb IM

Below are the top 5 things you need to do if this will be your first time with Blackboard Collaborate Instant Messaging (Bb IM):

## 1. What is Blackboard Collaborate Instant Messaging?

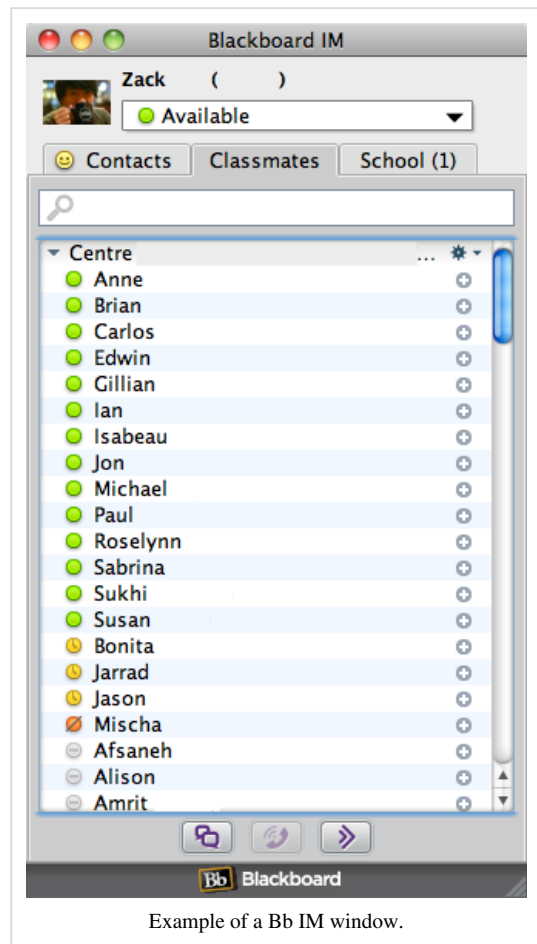
It is an instant messaging tool that helps instructors, staff and students create their own learning network. More than just an instant messaging tool, Bb IM can support study groups, meetings and office hours via web conferencing, VoIP and collaborative whiteboards.

See the *Blackboard Instant Messaging Toolkit* <sup>[1]</sup> for more information and resources.

## 2. Create a Bb IM account and download Bb IM

Easily create a Bb IM account and download Bb IM by logging into *Connect*.

See *How to Create a Blackboard Instant Messaging Account* <sup>[2]</sup> for more information.



Example of a Bb IM window.

**Blackboard IM**

**Let's chat!**

Instantly connect with your classmates or teachers on the only instant collaboration system designed for education.

[Get Blackboard IM](#)

The **Blackboard IM** module can be added to any dashboard module page within *Connect*. It will launch your BB IM account settings.

### 3. Choose which courses you want to participate in

Manage your privacy settings by changing which courses you want to participate in.

See *How to Change Your Bb IM Course Settings* <sup>[3]</sup> for more information.

#### ▼ Course Settings: University of British Columbia Bb Learn

##### General

- Automatically enable Blackboard IM for new courses.

##### Course Participant

All checked courses will appear in your Blackboard IM client.

- Climate Change (student experience) (TRAIN.54.UBC.CTLT.2012W)
- Connect Central Resources (WS.UBC.CTLT.CONNC.2012S.v1)
- Connect Resources (WS.UBC.CTLT.CONNECTUBC.2012S)
- Practice Course with Student Activity – Astronomy – f2f (TRAIN.66.UBC.CTLT.2012W)
- Student Orientation To Connect (WS.UBC.CTLT.STUDENTO.2012S.164) (Course exceeds maximum enrolled users)
- ZACK COURSE do not delete (CTLT\_ConnectCollaborate\_Nov8\_02)

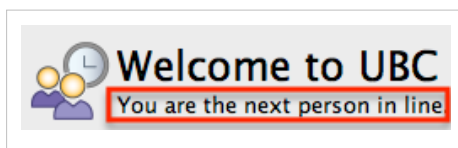
##### Course Instructor

As an instructor, you can enable or disable Blackboard IM for all participants in your course. Deselect a course below if you do not want this class to use Blackboard IM.

- Climate Change (student experience) (TRAIN.54.UBC.CTLT.2012W)
- Connect Central Resources (WS.UBC.CTLT.CONNC.2012S.v1)
- Connect Resources (WS.UBC.CTLT.CONNECTUBC.2012S)
- Practice Course with Student Activity – Astronomy – f2f (TRAIN.66.UBC.CTLT.2012W) | [Invite \(6 Unregistered Users\)](#)
- Student Orientation To Connect (WS.UBC.CTLT.STUDENTO.2012S.164)
- ZACK COURSE do not delete (CTLT\_ConnectCollaborate\_Nov8\_02) | [Invite \(4 Unregistered Users\)](#)


## 4. Join the drop-in session

Under the *School* tab at the top of the window, click **Connect Drop-in for Instructors** to enter the session. You will be placed in a "Waiting Room" with the appropriate queue number. If you close the window and re-enter the session, your queue number will not be saved.



## 5. Start a phone conversation or the collaborative whiteboard

Once the moderator has promoted you from the Waiting Room, let them know if you find the text chat challenging.

You can start a phone conversation (  ) if you have a microphone and speakers or a collaborative whiteboard (



) to illustrate your problem or share your desktop.

These icons are found at the top of your chat window.

## References

- [1] <http://elearning.ubc.ca/toolkit/instant-messaging>
- [2] <http://elearning.ubc.ca/connect/instructor-resources/communicate-and-collaborate/create-a-blackboard-instant-messaging-account-how-to/>
- [3] <http://elearning.ubc.ca/connect/instructor-resources/communicate-and-collaborate/change-your-bb-im-course-settings-how-to/>

# Article Sources and Contributors

**Documentation:Connect/Virtual Drop-in Sessions in Bb IM** *Source:* <http://wiki.ubc.ca/index.php?oldid=212103> *Contributors:* Riacale

## Image Sources, Licenses and Contributors

**File:Bb IM Interface.png** *Source:* [http://wiki.ubc.ca/index.php?title=File:Bb\\_IM\\_Interface.png](http://wiki.ubc.ca/index.php?title=File:Bb_IM_Interface.png) *License:* unknown *Contributors:* User:Riacale

**File:BB\_IM\_Module.png** *Source:* [http://wiki.ubc.ca/index.php?title=File:BB\\_IM\\_Module.png](http://wiki.ubc.ca/index.php?title=File:BB_IM_Module.png) *License:* unknown *Contributors:* Riacale

**File:Bb IM Course Settings.png** *Source:* [http://wiki.ubc.ca/index.php?title=File:Bb\\_IM\\_Course\\_Settings.png](http://wiki.ubc.ca/index.php?title=File:Bb_IM_Course_Settings.png) *License:* unknown *Contributors:* User:Riacale

**File:Bb IM Queue Number.png** *Source:* [http://wiki.ubc.ca/index.php?title=File:Bb\\_IM\\_Queue\\_Number.png](http://wiki.ubc.ca/index.php?title=File:Bb_IM_Queue_Number.png) *License:* unknown *Contributors:* User:Riacale

**File:Bb IM Call.png** *Source:* [http://wiki.ubc.ca/index.php?title=File:Bb\\_IM\\_Call.png](http://wiki.ubc.ca/index.php?title=File:Bb_IM_Call.png) *License:* unknown *Contributors:* User:Riacale

**File:Bb IM Collaborate.png** *Source:* [http://wiki.ubc.ca/index.php?title=File:Bb\\_IM\\_Collaborate.png](http://wiki.ubc.ca/index.php?title=File:Bb_IM_Collaborate.png) *License:* unknown *Contributors:* User:Riacale