



# Working with OER

Image Credit: [SDG Goals](#). Paulbourgine, [CC BY-SA 4.0](#) via Wikimedia Commons

Will Engle  
CTLT



What Does

“Open”

Mean?

# Open Like A Museum



[Flagstaff Gallery](#), shared by the Flagstaff Gallery, [CC BY-SA 4.0](#), via Wikimedia Commons, Slide Adapted from Christina Hendricks.

# The 5 R's of Open Content:

01	Retain	<ul style="list-style-type: none"><li>• make, own, and control a copy of the resource</li><li>• e.g. download and keep your own copy</li></ul>
02	Revise	<ul style="list-style-type: none"><li>• edit, adapt, and modify your copy of the resource</li><li>• e.g. translate into another language</li></ul>
03	Remix	<ul style="list-style-type: none"><li>• combine your original or revised version with other existing material to create something new</li><li>• e.g. make a mashup</li></ul>
04	Reuse	<ul style="list-style-type: none"><li>• use your original, revised, or remixed copy of the resource publicly</li><li>• e.g. on a website, in a presentation, in a class</li></ul>
05	Redistribute	<ul style="list-style-type: none"><li>• share copies with others</li><li>• e.g. post a copy online</li></ul>

David Wiley, From: **Defining the "Open" in Open Content and Open Educational Resources**

## COST

Free or minimal fees for users

## Access

Ability to view/read/use with no or minimal barriers (bandwidth needed, software, passwords, account creations, memberships, etc)

## REUSE

Open copyright licenses that allow for reuse, modification, commercial use, etc

Formats that allow for editing, copying, etc.

## ACCESSIBILITY

Digital accessibility, Universal Design for Learning

## CONNECTION

Open participation, community engagement, development of networks, students contributing knowledge, inclusion, etc.

**Open Educational Resources (OER)** are any **teaching and learning resources** that are **free of cost and access barriers**, and which also carry legal permission for open use **allows anyone to freely use, adapt and share the resource—anytime, anywhere”**

([SPARC](#), n.d; [Hewlett Foundation](#), n.d).



Are You A Copyright Holder?

**Question: Who is a copyright holder in this room?**

If yes- raise your hands up



**Question: Who has taken a photo before?**

If yes- raise your hands up

Hint: This includes taking a photo using cellphone.

# What is Copyright?

When any person creates an original “work”, the law of copyright automatically governs who has the right to produce, copy, perform, publish, adapt, translate or telecommunicate that work.

The term “work” means:



- any literary, artistic, dramatic and musical work, a computer program, a translation of a work, a compilation of others' works, a recording of any kind, and, a performance of a work.

Copyright applies once the work is put into a fixed form (e.g. written down on paper, saved on a computer, recorded, videotaped, or painted on canvas).

<https://copyright.ubc.ca/>



Image Credit: [Copyright All Rights Reserved tee](#) by Cory Doctorow, [CC-BY 2.0](#)




In Canada, when you take a photo, you **automatically own the copyright of the photo you take!**

You're the copyright holder of the photo = you are free to do anything to the photo including copying, distributing and modifying the photo you take

- Photo taken by Jenny
- Jenny is the copyright holder.

If you want to use Jenny's photo for her assignment, you will need to **get permission** from Jenny.





Creative Commons  
(CC) licenses  
provide advance  
permission to use  
copyrighted  
material under  
certain conditions.

# "Certain Conditions"



BY

## Attribution

Others can copy, distribute, display, perform and remix your work if they credit your name as requested by you



BY SA



BY NC



ND

## No Derivative Works

Others can only copy, distribute, display or perform verbatim copies of your work



BY NC SA



SA

## Share Alike

Others can distribute your work only under a license identical to the one you have chosen for your work



BY NC SA



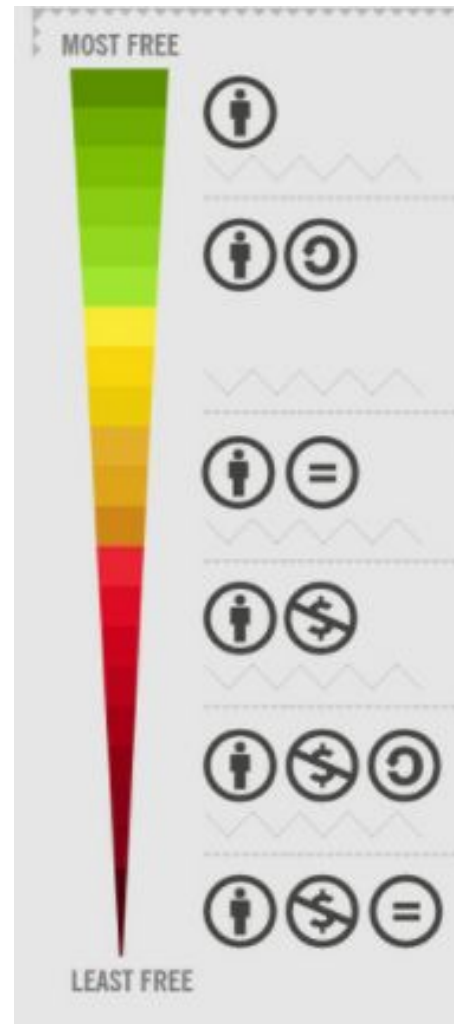
NC

## Non-Commercial

Others can copy, distribute, display, perform or remix your work but for non-commercial purposes only.



BY NC ND





**T** = Title  
**A** = Author  
**S** = Source  
**L** = Licence

[An up-close picture of a curious male domestic shorthair tabby cat](#)  
by [Ugrashak](#) ([CC by 4.0](#))

More info: [https://wiki.creativecommons.org/wiki/Best\\_practices\\_for\\_attribution](https://wiki.creativecommons.org/wiki/Best_practices_for_attribution)





# Creative Commons License is a Way to Give Permission for People to Reuse Your Work



You still own the copyright, but you allow others to reuse the work, provided they cite/attribute you as the “author” of the work

- Photo taken by Jenny
- Jenny is still the copyright holder.
- **Jenny decided to license her work as Creative Commons License (CC BY)**

As long as you **credit/attribute** Jenny's photo, you have a permission to use Jenny's photo



## Requires Permission

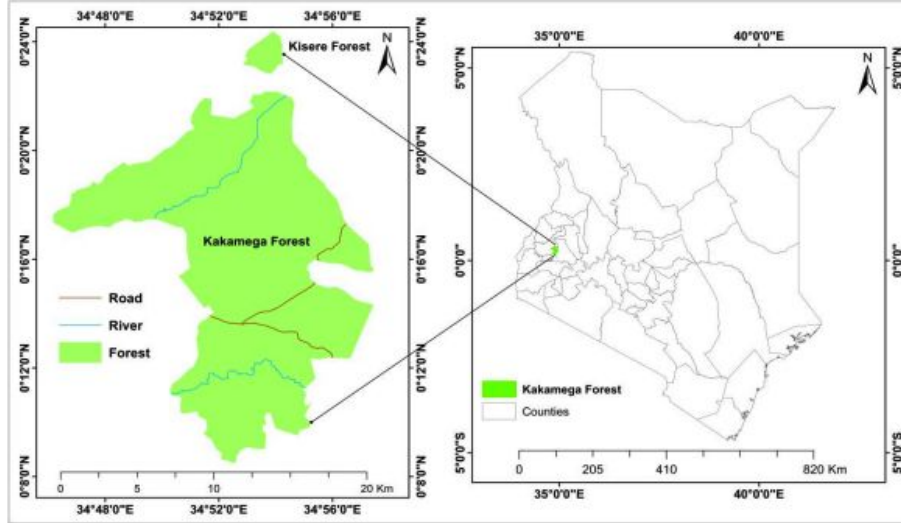
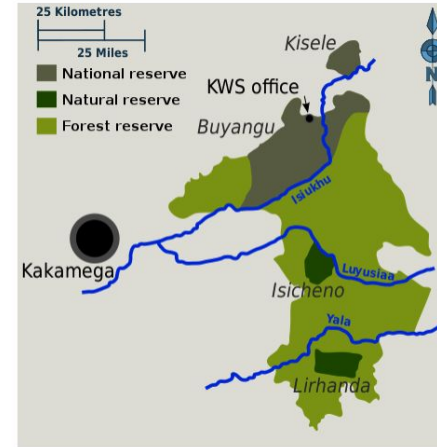


Figure 1: Map of Kakamega Forest.

## Doesn't require permission (but requires attribution!)



### Kakamega forest map English

Wikivoyage map of Kakamega rainforest.  
Original version in French:  
<https://commons.wikimedia.org/wiki/File:Kaka>

Read more

498 x 512px · SVG

CC BY 3.0

Author: Tybo2, Omond

File:Kakamega\_forest\_map2.svg

Uploaded by Ypsilon from Finland

Uploaded: 6 years ago

Created: 2017-07-16

More information

# Creative Commons Reflections

- Can you reuse the material? Are you allowed to change or adapt it?
- Have you met the license conditions?  
Have you provided attribution?
- Is the content appropriate to your audience?
- Is the text culturally sensitive?
- Is the content accessible to students with diverse abilities?

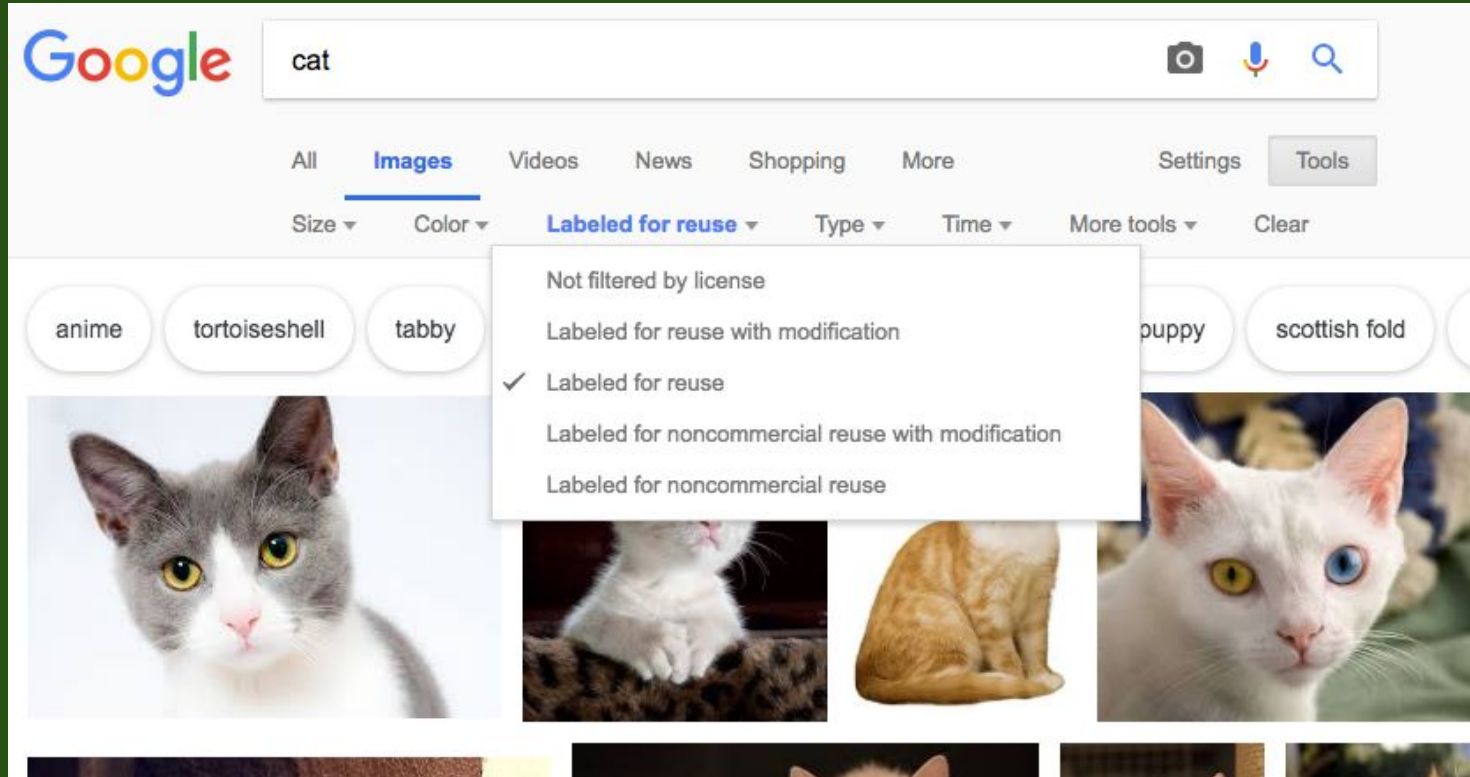


Adding a Creative Commons License to your Work:



<https://chooser-beta.creativecommons.org/>

# Finding OER



# 1.4 BILLION

creative  
commons  
(<https://stateof.creativecommons.org/>)

## CREATIVE COMMONS LICENSED WORKS



## OER Search Engines

- OASIS - <https://oasis.geneseo.edu/>
- MOM - <https://mom.gmu.edu>
- Openverse - <https://openverse.org/>
- Creative Commons Search - <https://search.creativecommons.org/>

## UBC Library Guides

- Finding OER by Material Types:  
<https://guides.library.ubc.ca/open-education/material-repositories>
- Finding OER by Subject:  
<https://guides.library.ubc.ca/open-education/subject-repositories>

## OER Repositories/Collections

- BCcampus Open Collection: <https://collection.bccampus.ca/>
- Open Textbook Library: <https://open.umn.edu/opentextbooks>
- UBC OER Collection: <https://oer.open.ubc.ca/>
- Pressbooks Directory: <https://pressbooks.directory>
- eCampus Ontario H5P Hub: <https://h5pstudio.ecampusontario.ca/>





# OPEN UBC

Set your teaching and learning free.

# THANK YOU!

[will.engle@ubc.ca](mailto:will.engle@ubc.ca)

[open.ubc.ca](https://open.ubc.ca)