


Item Mapping/Linking Items to your Collection in cIRcle

Items can appear in more than one collection. For example, a Masters thesis can belong to the Faculty of Graduate Studies, but another department can link to it from their collection. The following guide will lead you through each step of mapping an item from one collection into another collection.

For example, if the Department of Human Kinetics wishes to link to Heather-Jean Foulds' thesis "Community-based physical activity and the risk for cardiovascular disease in Aboriginal Canadians" in the "Electronic Theses and Dissertations (ETDs) 2008+" collection so it becomes searchable in their "HKIN Theses and Dissertations" collection, they can map it to their collection. After mapping the paper, it will appear in both collections. To map an item, follow the directions below.

Step 1. Login to your account: On the cIRcle homepage at circle.ubc.ca, click on "Login" under "My Account" in the left sidebar.



The screenshot shows the cIRcle homepage. At the top, there are navigation links for "Campuses", "UBC Directories", and "UBC QuickLinks". The main header includes the UBC logo, the slogan "a place of mind", and the text "THE UNIVERSITY OF BRITISH COLUMBIA" and "UBC LIBRARY". Below the header is a search bar with the text "All of cIRcle" and a "Go" button, along with a link to "Advanced Search" and "cIRcle Home".

The left sidebar contains several sections:

- Browse**: All of cIRcle, Communities & Collections, Issue Date, Authors, Titles, Subjects.
- My Account**: Login, Register.
- Questions?**: About cIRcle, Read our FAQs, Contact cIRcle.

A blue callout bubble with the text "Step 1" points to the "Login" link in the "My Account" section.

The main content area features a large graphic with the cIRcle logo and the text "UBC's Information Repository". Below this is a "Welcome to cIRcle" message and a "News" section with three items:

- News**: You might be asking, What is Bill C-32? If so, are you also asking yourself, "How does it affect me -- as an author, cre..."
- Did you know?**: Ranking Web of World Repositories: Did you know? In the ranking of world digital repositories, UBC features at #43...
- Now available in cIRcle**: Teaching Skills for Community Based Preceptors is now available in cIRcle, UBC...

On the right side, there are two sections:

- What is cIRcle?**: cIRcle is the University of British Columbia's digital repository for research and teaching materials created by the UBC community and its partners. Materials in cIRcle are openly accessible to anyone on the web, and will be preserved for future generations.
- Who's contributing to cIRcle?**: A list of contributing entities including Faculties and Schools, Graduate Theses and Dissertations, Granting Agency Mandates, Institutes, Centres, and Programs, Journals@UBC, Library, Office of the President, Offices of the Vice-Presidents, Students, UBC Affiliates, UBC and the 2010 Olympic and Paralympic Games, UBC Okanagan, UBC Press, and University Archives.

The footer contains the UBC logo and slogan, navigation links for "UBC Library | Hours | Site Map | Contact Us", and contact information for the UBC Library: 1961 East Mall, Vancouver, B.C., Canada V6T 1Z1, Tel: 604-822-6375, Fax: 604-822-3893.

*Last updated March 21st, 2011
By Tara Stephens*

Step 2. Choose a login method: Use your CWL or your cIRcle login to login to your account.

TIP! If you have not signed up for a cIRcle login, please contact us at ubc-circle@interchange.ubc.ca

The screenshot shows the cIRcle website interface. At the top, there is a dark blue header with the UBC logo, the slogan "a place of mind", and the text "THE UNIVERSITY OF BRITISH COLUMBIA" and "UBC LIBRARY". Below the header is a search bar with the text "All of cIRcle" and a "Go" button. To the right of the search bar is a "Go to Advanced Search" link and a "cIRcle Home" link. A blue speech bubble with the text "Step 2" is positioned over the "Choose a Login Method" heading. The main content area is titled "Choose a Login Method" and contains two boxes. The left box is titled "CWL Login" and contains the text: "To login using your UBC Campus Wide Login, please click on the CWL button above." The right box is titled "cIRcle Login" and contains the text: "To login using your email-based cIRcle login, please click on the cIRcle Login button above. First time user? [Register for a cIRcle login.](#)" Below these boxes is a section titled "Linking your CWL and your cIRcle login" with instructions on how to link the two logins. At the bottom, there is a section titled "Using your cIRcle login exclusively" with instructions on how to use the cIRcle login without a CWL.

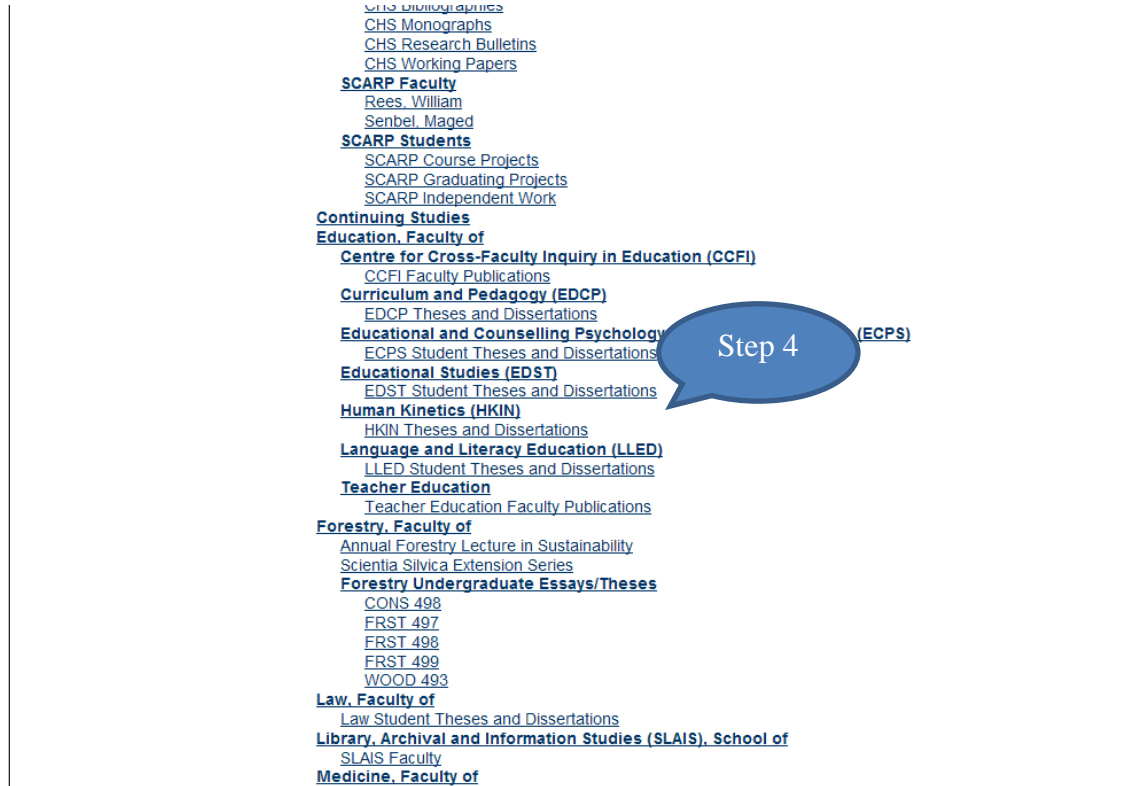
*Last updated March 21st, 2011
By Tara Stephens*

Step 3: Navigate to the collection into which you would like to map an item: Click on “Communities & Collections” under “All of cIRcle” to browse for the desired collection.

The screenshot shows the UBC Library cIRcle website. At the top, there is a navigation bar with the UBC logo, the slogan "a place of mind", and the text "THE UNIVERSITY OF BRITISH COLUMBIA" and "UBC LIBRARY". Below this is a search bar with the text "All of cIRcle" and a "Go" button. A blue speech bubble with the text "Step 3" is overlaid on the search bar area. The main content area is divided into two columns. The left column contains a navigation menu with the following sections: "Browse" (with a sub-section "All of cIRcle" containing links for "Communities & Collections", "Issue Date", "Authors", "Titles", and "Subjects"), "My Account" (with links for "My Exports", "Logout", "Profile", and "Submissions"), "Reporting Suite" (with links for "Content & usage analysis" and "Generate a Bibliography"), "File Conversion" (with a link for "File Conversion"), and "Questions?" (with links for "About cIRcle", "Read our FAQs", and "Contact cIRcle"). The right column features a heading "Who's contributing to cIRcle?" followed by a list of "Faculties and Schools" with various engineering and science departments and their associated theses and projects. A breadcrumb trail at the top of the main content area reads "cIRcle Home > Community List >".

*Last updated March 21st, 2011
By Tara Stephens*

Step 4: Open the collection into which you would like to map an item: Browse through the list of communities and collections until you find the appropriate collection (for example: HKIN Theses and Dissertations), and click on it.



The screenshot shows a vertical list of links and categories. A blue speech bubble with the text "Step 4" is positioned over the link "Educational and Counselling Psychology (ECPS)".

- [CHS Monographs](#)
- [CHS Research Bulletins](#)
- [CHS Working Papers](#)
- SCARP Faculty**
 - [Rees, William](#)
 - [Senbel, Maged](#)
- SCARP Students**
 - [SCARP Course Projects](#)
 - [SCARP Graduating Projects](#)
 - [SCARP Independent Work](#)
- Continuing Studies**
- Education, Faculty of**
 - Centre for Cross-Faculty Inquiry in Education (CCFI)**
 - [CCFI Faculty Publications](#)
 - Curriculum and Pedagogy (EDCP)**
 - [EDCP Theses and Dissertations](#)
 - Educational and Counselling Psychology (ECPS)** (ECPS)
 - [ECPS Student Theses and Dissertations](#)
 - Educational Studies (EDST)**
 - [EDST Student Theses and Dissertations](#)
 - Human Kinetics (HKIN)**
 - [HKIN Theses and Dissertations](#)
 - Language and Literacy Education (LLED)**
 - [LLED Student Theses and Dissertations](#)
 - Teacher Education**
 - [Teacher Education Faculty Publications](#)
- Forestry, Faculty of**
 - [Annual Forestry Lecture in Sustainability](#)
 - [Scientia Silvica Extension Series](#)
 - Forestry Undergraduate Essays/Theses**
 - [CONS 498](#)
 - [FRST 497](#)
 - [FRST 498](#)
 - [FRST 499](#)
 - [WOOD 493](#)
- Law, Faculty of**
 - [Law Student Theses and Dissertations](#)
- Library, Archival and Information Studies (SLAIS), School of**
 - [SLAIS Faculty](#)
- Medicine, Faculty of**

UBC a place of mind THE UNIVERSITY OF BRITISH COLUMBIA UBC LIBRARY

IRCLC All of cIRcle This Collection Go Go to Advanced Search cIRcle Home

▼ Browse

All of cIRcle

- Communities & Collections
- Issue Date
- Authors
- Titles
- Subjects

This Collection

- Issue Date
- Authors
- Titles
- Subjects

▼ My Account

- My Exports
- Logout
- Profile
- Submissions

▼ Context

- Edit Collection
- Item Mapper
- Export Collection

▼ Reporting Suite


[cIRcle Home](#) > [Faculties and Schools](#) > [Education, Faculty of](#) > [Human Kinetics \(HKIN\)](#) > [HKIN Theses and Dissertations](#) >

HKIN Theses and Dissertations

Step 4

[Submit a new item to this collection](#)

Recent Submissions

 [Show Statistical Information](#)

*Last updated March 21st, 2011
By Tara Stephens*

Step 5: Start item mapping for your collection: Find **“Context”** on the left hand side of the page and select **“Item Mapper.”**

Tip! Note that if these options are not showing, you may not be an authorized administrator for this collection. Please contact us at ubc-circle@interchange.ubc.ca

The screenshot shows the UBC Library cIRcle interface. At the top, there is a navigation bar with the UBC logo, the slogan "a place of mind", and the text "THE UNIVERSITY OF BRITISH COLUMBIA" and "UBC LIBRARY". Below this is a search bar with "All of cIRcle" and "This Collection" dropdowns, a "Go" button, and links for "Go to Advanced Search" and "cIRcle Home".

The main content area is titled "HKIN Theses and Dissertations" and includes a breadcrumb trail: "cIRcle Home > Faculties and Schools > Education, Faculty of > Human Kinetics (HKIN) > HKIN Theses and Dissertations >". Below the title are links for "Submit a new item to this collection" and "Recent Submissions". A "Show Statistical Information" button is also visible.

On the left side, there is a navigation menu with several sections:

- Browse**: All of cIRcle, Communities & Collections, Issue Date, Authors, Titles, Subjects
- This Collection**: Issue Date, Authors, Titles, Subjects
- My Account**: My Exports, Logout, Profile, Submissions
- Context**: Edit Collection, **Item Mapper**, Export Collection
- Reporting Suite**

A blue speech bubble with the text "Step 5" is positioned over the "Item Mapper" option in the "Context" menu.

Step 6: Find an item to map into your collection: In Item Mapper, search for the item you wish to include in your collection. Searching is easiest by using the author's name or the project's title.

Tip! It may be helpful to have more than one browser open with the cIRcle website displaying, so that you can copy and paste the author information of the item you wish to map from one window into the page from which are you are doing the item mapping. The Item Mapper search box is displayed below. See Step 7 for information on how to locate items in another browser window.

The screenshot shows the cIRcle website header with the UBC logo and 'a place of mind' tagline. The main navigation bar includes 'All of cIRcle', a search box, and 'Go to Advanced Search'. The breadcrumb trail is 'cIRcle Home > Item mapper >'. The page title is 'Item Mapper - Map Items from Other Collections'. The collection name is 'HKIN Theses and Dissertations'. A description states: 'This is the item mapper tool that allows collection administrators to map items from other collections into this collection. You can search for items from other collection and map them, or browse the list of currently mapped items.' A statistics bar shows '0 of 0 items in this collection are mapped in from other collections'. Below this is a search box with a 'Search Items' button. At the bottom of the search area are 'Browse mapped items' and 'Return' buttons. A blue callout bubble with the text 'Step 6' is positioned over the search area.

Step 7: Open another tab or window to locate all theses and dissertations that are listed for a particular program: For example, to locate all theses and dissertations that have listed their Program as “Human Kinetics” in the “Graduate Theses and Dissertations” collection, open another window for circle.ubc.ca and click on “**Advanced Search**” near the top-left search box.

The screenshot shows the cIRcle Advanced Search page. At the top, there is a navigation bar with the UBC logo, the slogan "a place of mind", "THE UNIVERSITY OF BRITISH COLUMBIA", and "UBC LIBRARY". A blue speech bubble labeled "Step 7" points to the "Advanced Search" link in the top navigation bar. Below the navigation bar, there is a search bar with the text "All of cIRcle" and a "Go" button. To the right of the search bar, there is a link to "cIRcle Home".

The main content area is titled "Advanced Search" and includes a "Search scope:" dropdown menu set to "All of cIRcle". Below this, there is a table for building search criteria:

Conjunction	Search type	Search for
	Full Text	<input type="text"/>
AND	Full Text	<input type="text"/>
AND	Full Text	<input type="text"/>

At the bottom of the search criteria table, there are options for "Results/page" (set to 10) and "Sort items by" (set to relevance) in order (set to descending). A "Go" button is located below the search criteria table.

On the left side of the page, there is a navigation menu with the following sections:

- Browse**
 - All of cIRcle
 - Communities & Collections
 - Issue Date
 - Authors
 - Titles
 - Subjects
- My Account**
 - My Exports
 - Logout
 - Profile
 - Submissions
- Reporting Suite**
 - Content & usage analysis
 - Generate a Bibliography
- File Conversion**
 - File Conversion
- Questions?**
 - About cIRcle
 - Read our FAQs
 - Contact cIRcle

Step 8: Search for items that you want to map in the Advanced Search box: If you are looking for all HKIN Theses & Dissertations to include in your HKIN collection, select “Graduate Theses & Dissertations” from the “**Search Scope drop-down menu**” and type “Human Kinetics” into the “**Search For**” box. For “**Search Type,**” indicate “**Program.**” Sort results by “**Submit Date**” if you want to see the theses that have been added to cIRcle most recently. Click “**Go**” to search.

The screenshot shows the cIRcle Advanced Search interface. The top navigation bar includes the UBC logo, the tagline "a place of mind", and the text "THE UNIVERSITY OF BRITISH COLUMBIA" and "UBC LIBRARY". Below this is a search bar with the text "All of cIRcle" and a "Go" button. The main content area is titled "Advanced Search" and features a "Search scope:" dropdown menu set to "Graduate Theses and Dissertations". Below this is a table with columns for "Conjunction", "Search type", and "Search for". The first row shows "AND", "Program (ETD)", and ""Human Kinetics"". The second and third rows show "AND", "Full Text", and empty search boxes. At the bottom of the search area, there are options for "Results/page" (10), "Sort items by" (submit date), and "in order" (descending). A blue speech bubble with "Step 8" is overlaid on the search area. The left sidebar contains navigation links for "Browse", "My Account", "Reporting Suite", "File Conversion", and "Questions?".

Step 9: Find an item in the search results that you would like to map and copy the title or author: From your results page, you can now see all items in the “Graduate Theses and Dissertations” collection that have “Human Kinetics” listed as their “Program.” If you would like to map one of the items into the “HKIN Theses & Dissertations” collection, copy the author or title so that you can paste it into the search box open on the other page or tab. For example, you can copy Heather-Jean Foulds’ paper “Community-based physical activity and the risk for cardiovascular disease in Aboriginal Canadians.”

The screenshot shows the cIRcle Advanced Search page. The search scope is set to 'Graduate Theses and Dissertations'. The search criteria include 'Program (ETD)' set to 'Human Kinetics', and two 'Full Text' search types. The results are sorted by 'submit date' in 'descending' order, with 10 results per page. The search results for the community 'Graduate Theses and Dissertations' are displayed, showing two items:

- Electrical muscle stimulation protocols : effects on force production and energy metabolism of the gastrocnemius muscle in humans**
Dunlop, Robert James (University of British Columbia, 2010-11-25)
- Mandating action : high school students' perceptions of a school-based physical activity policy**
De Lisio, Ester Elizabeth Amanda (University of British Columbia, 2010-10-26)

A blue speech bubble with the text 'Step 9' is overlaid on the search results section.

Step 10: Paste the title or author of the item you want to map into the Item Mapper box open in your other tab or window: for example, paste “Community-based physical activity and the risk for cardiovascular disease in Aboriginal Canadians” into the search window. Click “Search Items.”

The screenshot shows the UBC Library website interface. At the top, there are navigation links for 'Campuses', 'UBC Directories', and 'UBC QuickLinks'. The main header includes the UBC logo and the text 'a place of mind', 'THE UNIVERSITY OF BRITISH COLUMBIA', and 'UBC LIBRARY'. Below the header is the cIRcle logo and a search bar. The main content area is titled 'Item Mapper - Map Items from Other Collections' and shows the collection 'HKIN Theses and Dissertations'. A search box contains the text 'Community-based physical activity and the risk for cardiovascular disease in Aboriginal Canadians' and a 'Search Items' button. A blue speech bubble labeled 'Step 10' points to the search box. The left sidebar contains navigation menus for 'Browse', 'My Account', 'Reporting Suite', 'File Conversion', and 'Questions?'.

*Last updated March 21st, 2011
By Tara Stephens*

Step 11: Select the title from your search results to Item Map it: A list of results will appear, hopefully including your preferred title near the top. When you are sure you have the right item, select it by clicking in the box on the left hand side, and then click on **“Map Selected Items.”**

The screenshot shows the UBC Library cIRcle Item Mapper interface. The header includes the UBC logo, the slogan "a place of mind", and the text "THE UNIVERSITY OF BRITISH COLUMBIA" and "UBC LIBRARY". Below the header is a search bar with "All of cIRcle" and a "Go" button, along with links to "Advanced Search" and "cIRcle Home".

The main content area displays the search results for the query "Community-based physical activity and the risk for cardiovascular disease in Aboriginal Canadians". The results are presented in a table with three columns: Collection, Author, and Title. The first result is selected, indicated by a checkmark in the left-hand column.

Collection	Author	Title
<input checked="" type="checkbox"/> Electronic Theses and Dissertations (ETDs) 2008+	Foulds, Heather -Jean	Community-based physical activity and the risk for cardiovascular disease in Aboriginal Canadians
<input type="checkbox"/> Retrospective Theses and Dissertations	Daniel, Mark	Effectiveness of community-directed diabetes prevention and control in a rural aboriginal population
<input type="checkbox"/> Retrospective Theses and Dissertations	Howell-Jones, Gail E.	Counselling First Nations : experiences of how aboriginal clients develop, experience, and maintain successful healing relationships with non-aboriginal counsellors in mainstream mental health settings. a narrative study
<input type="checkbox"/> Electronic Theses and Dissertations (ETDs) 2008+	Eskes, Jennifer	Voices from an aboriginal diabetes awareness, prevention and teaching program
<input type="checkbox"/> Retrospective Theses and Dissertations	Tarlier, Denise Susan	Nursing practice, continuity of care, and maternal-infant health outcomes in a remote First Nations community

A blue callout bubble labeled "Step 11" is positioned over the first search result. The interface also includes a left-hand navigation menu with categories like "Browse", "My Account", "Reporting Suite", "File Conversion", and "Questions?".

Step 12: Receive confirmation that your item has been mapped: you will now receive a notice that the item was successfully mapped.

The screenshot shows the UBC Library website header with the logo, "a place of mind", "THE UNIVERSITY OF BRITISH COLUMBIA", and "UBC LIBRARY". Below the header is a search bar with "All of cIRcle" and a "Go" button, and a link to "Advanced Search". The main content area is titled "Item Mapper" and features a "Notice" box with a blue speech bubble containing "Step 12" and the text "The items were successfully mapped." Below the notice is the heading "Item Mapper - Map Items from Other Collections" and the collection name "HKIN Theses and Dissertations". A description explains the tool's purpose. A statistics box shows "1 of 1 items in this collection are mapped in from other collections" with a search input field and a "Search Items" button. At the bottom are "Browse mapped items" and "Return" buttons. A left sidebar contains navigation menus for "Browse", "My Account", "Reporting Suite", "File Conversion", and "Questions?".

Step 13: Double-check that your item was successfully mapped: Find the item in its original collection and view the **“Full Item Record.”** Scroll down to the bottom of the screen to see if the item belongs to more than one collection. For example, Foulds’ paper is now listed in two collections: “Electronic Theses and Dissertations (ETDs) 2008+” and “HKIN Theses and Dissertations.”

	improvements. Discussion: High program compliance indicated success for improving PA of this population. Improvements among both genders and a variety of age groups support this program as a successful intervention for males and females of all ages. The similar changes in health status with each of the programs suggest that Aboriginal adults successfully self-select an appropriate PA intervention for health benefits. Moreover, the similarity in improvements among participants of a variety of CVD risk classifications indicates this individualized program was appropriate for improving the health status of individuals of a range of CVD risk profiles. Conclusion: The self-selected intensities Hearts inTraining program was successful in improving health status and increasing PA for Aboriginal adults of all ages, genders and risk categories.	
dc.language.iso	eng	en
dc.publisher	University of British Columbia	en
dc.title	Community-based physical activity and the risk for cardiovascular disease in Aboriginal Canadians	en
dc.degree.name	Master of Science - MSc	en
dc.degree.discipline	Human Kinetics	en
dc.degree.grantor	University of British Columbia	en
dc.date.graduation	2010-11	en
dc.degree.campus	UBCV	en
dc.description.scholarlevel	Graduate	en

Files in this item

Files	Size	Format	Description	View
ubc_2010_fall_foulds_heather.pdf	1.561Mb	Adobe Portable Document Format		View/Open

This item appears in the following Collection(s)

- [Electronic Theses and Dissertations \(ETDs\) 2008+](#)
- [HKIN Theses and Dissertations](#)



[Show simple item record](#)

All items in cIRcle are protected by copyright, with all rights reserved.

 [Show Statistical Information](#)

Step 14: Unmap an item if necessary by clicking on “**Browse Mapped Items**” in the Item Mapper Screen: select the boxes on the left-hand side of the items you wish to unmap, then click the button “**Unmap Selected Items.**”

The screenshot shows the UBC Library website header with the logo and navigation links. Below the header is a search bar with the text "All of cIRcle" and a "Go" button. The main content area is titled "Item Mapper - Map Items from Other Collections" and includes a "Notice" box stating "The items were successfully mapped." A search bar is present with the text "1 are mapped in from other collections" and a "Search Items" button. A blue callout bubble labeled "Step 14" points to the search bar. The left sidebar contains navigation menus for "Browse", "My Account", "Reporting Suite", "File Conversion", and "Questions?".

The screenshot shows the cIRcle Item Mapper interface. At the top, there is a navigation bar with the UBC logo, the slogan "a place of mind", "THE UNIVERSITY OF BRITISH COLUMBIA", and "UBC LIBRARY". Below this is a search bar with "All of cIRcle" and a "Go" button, along with links to "Advanced Search" and "cIRcle Home".

The main content area is titled "Browsing mapped items" and includes a breadcrumb trail: "cIRcle Home > Item mapper > Browse mapped items >". A blue speech bubble with the text "Step 14" is overlaid on the page. Below the title, there are buttons for "Unmap selected items" and "Return".

Collection	Author	Title
<input type="checkbox"/> Electronic Theses and Dissertations (ETDs) 2008+	Foulds, Heather-Jean	Community-based physical activity and the risk for cardiovascular disease in Aboriginal Canadians

Below the table, there are buttons for "Unmap selected items" and "Return". On the left side, there is a sidebar menu with categories: "Browse", "My Account", "Reporting Suite", "File Conversion", and "Questions?".

If you try to remove a mapped item and cannot, you may not have authorization. Please ask cIRcle staff to remove it for you by contacting the cIRcle administrators: ubc-circle@interchange.ubc.ca

You have successfully item-mapped an item from another collection into your specified collection. Congratulations!