

[USE STATISTICAL INFORMATION TOOL]

Note: Anyone can view the statistical information about any item(s) in cIRcle.

To view, click on “Show Statistical Information”. To hide, click on “Hide Statistical Information”.

To view statistical information:

At the Community level – See example below:

1. Under “Who’s contributing to cIRcle?”, select “Offices of the Vice-Presidents” **community (Step 1).**

The screenshot shows the cIRcle website interface. At the top, there are navigation links for "Campuses", "UBC Directories", and "UBC QuickLinks". The main header includes the UBC logo, "a place of mind", "THE UNIVERSITY OF BRITISH COLUMBIA", and "UBC LIBRARY". Below the header is a search bar with "All of cIRcle" and a "Go" button, along with a link to "Advanced Search" and a "cIRcle Home" link.

The left sidebar contains a "Browse" section with links to "All of cIRcle", "Communities & Collections", "Issue Date", "Authors", "Titles", and "Subjects". Below this is a "My Account" section with "Login" and "Register" links. A "Questions?" section includes "About cIRcle", "Read our FAQs", and "Contact cIRcle".

The main content area features a large banner for "UBC's Information Repository" with the text "Welcome to cIRcle". Below the banner are three tabs: "News", "Top 3 Items", and "Did you know?". The "News" tab is active, showing several news items with titles and links. A callout box labeled "Step 1" points to the "Offices of the Vice-Presidents" link in the "Who's contributing to cIRcle?" section.

The "Who's contributing to cIRcle?" section lists various contributing entities with links: "Faculties and Schools", "Graduate Theses and Dissertations", "Granting Agency Mandates", "Institutes, Centres, and Programs", "Journals@UBC", "Library", "Office of the President", "Offices of the Vice-Presidents", "Students", "UBC Affiliates", "UBC and the 2010 Olympic and Paralympic Games", "UBC Okanagan", "UBC Press", and "University Archives".

2. Next, scroll down and click on “**Show Statistical Information**” (Step 2) under the “Recent Submissions” section.

[Note: To hide statistical information, click on “Hide Statistical Information”.]

The screenshot shows the UBC Library website interface. At the top, there's a navigation bar with links for 'Campuses', 'UBC Directories', and 'UBC QuickLinks'. Below this is a header with the UBC logo and the text 'a place of mind', 'THE UNIVERSITY OF BRITISH COLUMBIA', and 'UBC LIBRARY'. The main content area features a search bar and a sidebar with navigation options like 'Browse', 'My Account', and 'Questions?'. The central part of the page displays the 'Offices of the Vice-Presidents' community page, which includes a list of sub-communities and a 'Recent Submissions' section. A callout box labeled 'Step 2' points to the 'Show Statistical Information' button located at the bottom of the 'Recent Submissions' section.

Step 2

Show Statistical Information

To view statistical information:

At the Sub-community level - See example below:

1. Click on the “VP Students, Office of the” **sub-community (Step 1)**.

The screenshot shows the UBC Library cIRcle website. The top navigation bar includes links for Campuses, UBC Directories, and UBC QuickLinks. The main header features the UBC logo, the tagline 'a place of mind', and the text 'THE UNIVERSITY OF BRITISH COLUMBIA' and 'UBC LIBRARY'.

Below the header, there is a search bar with the text 'All of cIRcle' and a dropdown menu set to 'This Community'. A 'Go' button and a link to 'Advanced Search' are also present. The 'cIRcle Home' link is in the top right corner.

The left sidebar contains a 'Browse' section with links to 'All of cIRcle', 'Communities & Collections', 'Issue Date', 'Authors', 'Titles', and 'Subjects'. Below this is a 'This Community' section with links to 'Issue Date', 'Authors', 'Titles', and 'Subjects'. Further down is a 'My Account' section with links to 'Login' and 'Register'. At the bottom of the sidebar is a 'Questions?' section with links to 'About cIRcle', 'Read our FAQs', and 'Contact cIRcle'.

The main content area displays the title 'Offices of the Vice-Presidents' and a breadcrumb trail: 'cIRcle Home > Offices of the Vice-Presidents >'. Below the title, there is a section titled 'Sub-communities within this community' with a list of links: 'VP External, Legal and Community Relations, Office of the', 'VP Finance, Resources, and Operations, Office of the', 'VP Research, Office of the', and 'VP Students, Office of the'. A callout box labeled 'Step 1' points to the 'VP Students, Office of the' link.

Below the sub-communities section is a 'Recent Submissions' section with a list of items:

- Business Plan: Symas Custom Log Fencing**
Aldred, Mike; McCormack, John; Schaefer, Greg; Schulte, Bill; Yu, Natalie (2004-02-16)
- Business Plan: Lakeside Wood Products**
Leung, Brian; Mathers, Janice; Sjoden, Tristan; Strocel, Christy (2004-04-16)
- Weed Density Around MacMillan Building**
Nugent, Michael R; Spring, Jonas W; Treloar, Jonathan M (2002)
- Roundup at UBC: The Road to a Pesticide Free Campus at UBC**
Durbin, Prentice; Fa, Frank; Kennedy, Meredith; Li, Christina; Potvin, Brett; Suedhoff, Uli Schulze (2002-10-18)
- Mapping for Change - Tactile Map of UBC**
Madrado, Brenda; Solorzano, Juan Gabriel (2003)

At the bottom of the page, there is a 'Show Statistical Information' button.

2. Next, scroll down and click on “Show Statistical Information” (Step 2a) under the “Recent Submissions” section.

[Note: To hide statistical information, click on “Hide Statistical Information”.]

The screenshot shows the UBC Library cIRcle website. The top navigation bar includes links for Campuses, UBC Directories, and UBC QuickLinks. The main header features the UBC logo and the text "a place of mind". Below the header, the cIRcle logo and search bar are visible. The left sidebar contains navigation links for Browse, All of cIRcle, This Community, My Account, and Questions?. The main content area displays the "VP Students, Office of the" community page. It includes a description of the community, a list of sub-communities, and a section for Recent Submissions. A callout box labeled "Step 2" points to the "Show Statistical Information" button.

Step 2 Show Statistical Information

To view statistical information:

At the Collections level - See example below:

1. Click on “Presentations, VP Students Office” **collection (Step 1)**.

The screenshot shows the UBC Library cIRcle website. The header includes the UBC logo, the tagline "a place of mind", and the text "THE UNIVERSITY OF BRITISH COLUMBIA" and "UBC LIBRARY". Below the header is a search bar with "All of cIRcle" and "This Community" dropdowns, a "Go" button, and a link to "Advanced Search". The left sidebar contains navigation links: "Browse", "All of cIRcle" (with sub-links for Communities & Collections, Issue Date, Authors, Titles, Subjects), "This Community" (with sub-links for Issue Date, Authors, Titles, Subjects), "My Account" (with sub-links for Login, Register), and "Questions?" (with sub-links for About cIRcle, Read our FAQs, Contact cIRcle). The main content area shows the breadcrumb "cIRcle Home > Offices of the Vice-Presidents > VP Students, Office of the >" and the title "VP Students, Office of the". Below the title is a paragraph describing the Vice-President, Students portfolio. A list of outcomes follows: "become lifelong learners", "experience, appreciate, and understand other cultures, global interconnectedness, and the value of community engagement", "communicate effectively", "use critical thinking and problem-solving skills", "gain respect for themselves, their peers, the global community and the environment", "maintain a balanced lifestyle", "demonstrate productive and responsible citizenship", and "make intelligent and informed career decisions". Below this is a link to the "Vice-President, Students" website. The "Sub-communities within this community" section lists "Student Development". The "Collections in this community" section lists "Presentations, VP Students Office", which is highlighted with a callout bubble labeled "Step 1". The "Recent Submissions" section lists "What Matters to Student Success" by Kuh, George, D. (2009-06-09) and "Synergy: 2009 Student Leadership Conference Program Guide" by the 2009 SLC Planning Committee (2009-04-15). At the bottom is a "Show Statistical Information" button.

2. Next, scroll down and click on “**Show Statistical Information**” (**Step 2**) under the “Recent Submissions” section.

[Note: To hide statistical information, click on “Hide Statistical Information”.]

The screenshot shows the UBC Library cIRcle website. The top navigation bar includes links for Campuses, UBC Directories, and UBC QuickLinks. The main header features the UBC logo, the tagline "a place of mind", and the text "THE UNIVERSITY OF BRITISH COLUMBIA" and "UBC LIBRARY". Below the header, there is a search bar and a "Go" button. The left sidebar contains a "Browse" section with links to "All of cIRcle", "Communities & Collections", "Issue Date", "Authors", "Titles", and "Subjects". There is also a "My Account" section with links to "Login" and "Register", and a "Questions?" section with links to "About cIRcle", "Read our FAQs", and "Contact cIRcle". The main content area displays the breadcrumb trail: "cIRcle Home > Offices of the Vice-Presidents > VP Students, Office of the > Presentations, VP Students Office >". Below this, the title "Presentations, VP Students Office" is shown. Under the "Recent Submissions" section, there is a link to "What Matters to Student Success" by Kuh, George, D. (2009-06-09). A callout box labeled "Step 2" points to the "Show Statistical Information" link.

Step 2


To view statistical information:



At the Item level - See example below:

1. Click on the “What Matters to Student Success” **item (Step 1)**.

The screenshot shows the UBC Library cIRcle website. The top navigation bar includes links for Campuses, UBC Directories, and UBC QuickLinks. The main header features the UBC logo and the text "a place of mind". Below the header, the cIRcle logo is visible, along with a search bar and a "Go" button. The left sidebar contains a "Browse" section with links to "All of cIRcle" and "This Collection", and a "My Account" section with links to "Login" and "Register". The main content area displays the breadcrumb trail: "cIRcle Home > Offices of the Vice-Presidents > VP Students, Office of the > Presentations, VP Students Office >". The title "Presentations, VP Students Office" is prominently displayed. Below the title, the "Recent Submissions" section lists the item "What Matters to Student Success" by Kuh, George, D. (2009-06-09). A callout box labeled "Step 1" points to this item. A "Show Statistical Information" button is located below the item list.

2. Next, scroll down and click on “Show Statistical Information” (Step 2) under the “Recent Submissions” section.

 All of cIRcle

This Collection  Go  Go to [Advanced Search](#)

[cIRcle Home](#)

Browse

All of cIRcle

Communities & Collections

Issue Date

Authors

Titles

Subjects

This Collection

Issue Date

Authors

Titles

Subjects

My Account

Login

Register

Questions?

About cIRcle

Read our FAQs

Contact cIRcle


[cIRcle Home](#) > [Offices of the Vice-Presidents](#) > [VP Students, Office of the](#) > [Presentations, VP Students Office](#) > [View Item](#) >

What Matters to Student Success

[Show full item record](#)

Title:	What Matters to Student Success
Author:	Kuh, George, D.
Subject Keywords	George Kuh; student engagement; NSSE; student success
Issue Date:	2009-06-09
Abstract:	Archived video of presentation given by Dr. George Kuh at UBC Vancouver, May 7, 2009. Explores factors for student success in university and National Survey of Student Engagement (NSSE) 2008 results for UBC-Vancouver.
Affiliation:	Planning and Institutional Research (PAIR) VP Students
URI:	http://hdl.handle.net/2429/6906
Peer Review Status:	

Files in this item


Files	Size	Format	Description	View
Kuh UBC plenary 2009.ppt	6.742Mb	Microsoft Powerpoint 	Presentation Slides	View/ Open
Lecture-med.mov	185.4Mb	Video Quicktime	Main Presentation Video	View in browser View/ Open
Q&A-med.mov	83.64Mb	Video Quicktime	Question & Answer Period Video	View in browser View/ Open

This item appears in the following Collection(s)

[Presentations, VP Students Office](#)

[Show full item record](#)


All items in cIRcle are protected by copyright, with all rights reserved.

 **Show Statistical Information**

Step 2

3. At the Item level, the statistical information provides a monthly summary of “**Page displays**” (Step 3a) (item metadata record displays), “**File downloads**” (Step 3b) (main file and any supplementary file(s)), and “**Top countries**” (Step 3c) (accessed from country listed).

[Note: To hide, click on “Hide Statistical Information”.]

 **Hide Statistical Information**

Statistics

Step 3a

Step 3b

Step 3c

Page displays

[What Matters to Student Success](#)

March 2010	96
April 2010	95
May 2010	130
June 2010	76
July 2010	66
August 2010	61
September 2010	5
total	529

File downloads

	Kuh UBC plenary 2009.ppt	Kuh UBC plenary 2009.pdf	Q&A-med.mov	Lecture-med.mov
March 2010	30	17	5	8
April 2010	24	13	1	3
May 2010	35	10	10	2
June 2010	18	9	4	2
July 2010	17	9	3	3
August 2010	11	6	4	4
September 2010	3	0	0	0
total	138	64	27	22

Top countries

countryCode	Views
United States of America	535
Canada	59
Cote d'Ivoire	6
China	4
Korea	4
United Kingdom	3
Russian Federation	3
Japan	2
Netherlands	2
United Arab Emirates	1