

WebCT Vista Information Package for Students

Welcome to the new WebCT Vista!

We would like to extend a warm welcome to you, students using the new WebCT Vista learning management system. Like the WebCT Campus Edition 4 that has been running on UBC for the last few years, WebCT Vista allows you to login from anywhere to access your class materials and interact with one another.

In WebCT Vista, there are many tools that have been improved and many new ones to try out. Here are some highlights:

- **Communication Tools:** Discussion board, Chat Room, Whiteboard, Who's Online
- **Content Tools:** Learning Modules, Media Library, Search
- **Evaluation Tools:** Quizzes, Surveys, Self-Tests, Assignments
- **Self Management Tools:** Grade book, Calender, Announcements, To Do Lists

Note: not all tools will be available; their availability is dependent upon how your instructor has set up the course.

UBC will be running both versions of WebCT, Campus Edition (the old one at www.webct.ubc.ca, www.ecourses.ubc.ca) and WebCT Vista (the new one at www.vista.ubc.ca) while we transition courses and users.

Keep in mind that you may have to login to three servers to access all your online courses.

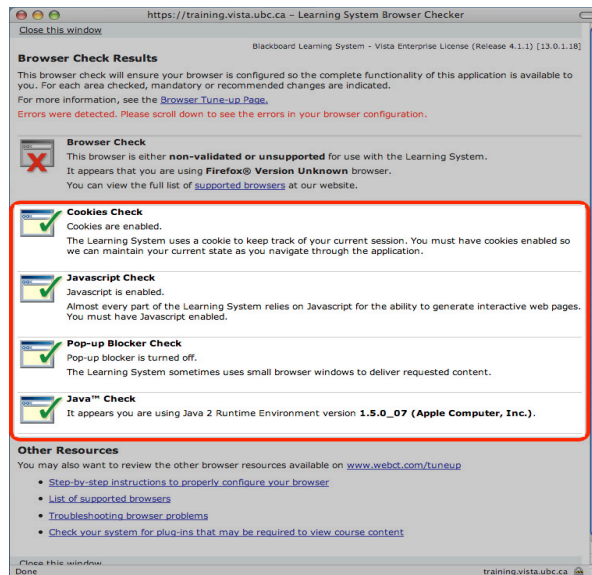
How to Log In

1

Check your web browser.

Go to www.vista.ubc.ca/webct/browserchecker.dowebct?checkType=manual

Using this checker, make sure your **Java**, **pop-up blocker**, **Javascript** and **cookies** are compatible. It is most important that the **Java check** goes through. Please refer to the WebCT Vista Java FAQ for more information.



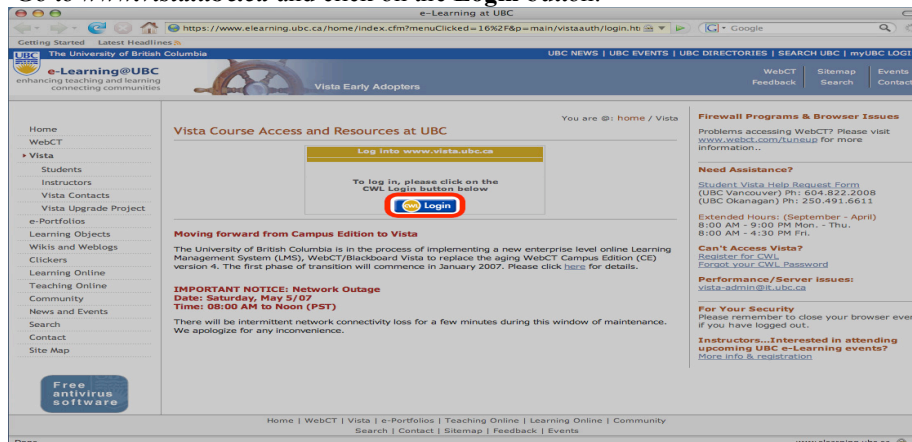
While some browsers will work despite not being passed by the browser check, some of WebCT Vista's functionality may be limited (for example the html editor). To check for full browser compatibility, go to:

www2.blackboard.com/tuneup/viewpage?name=tuneup_browser_tuneup_information

2

Go to the WebCT Vista webpage.

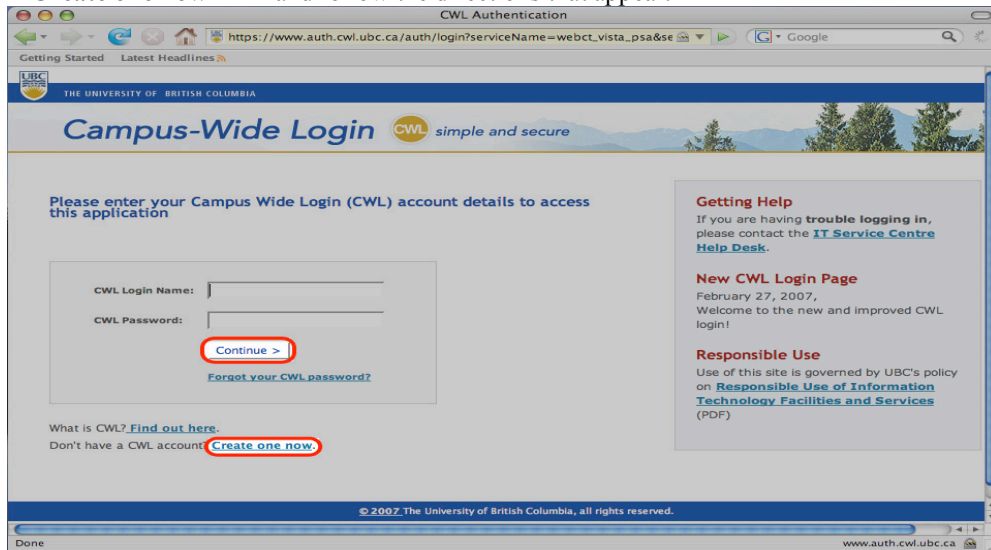
Go to www.vista.ubc.ca and click on the **Login** button.



3

Login to WebCT Vista.

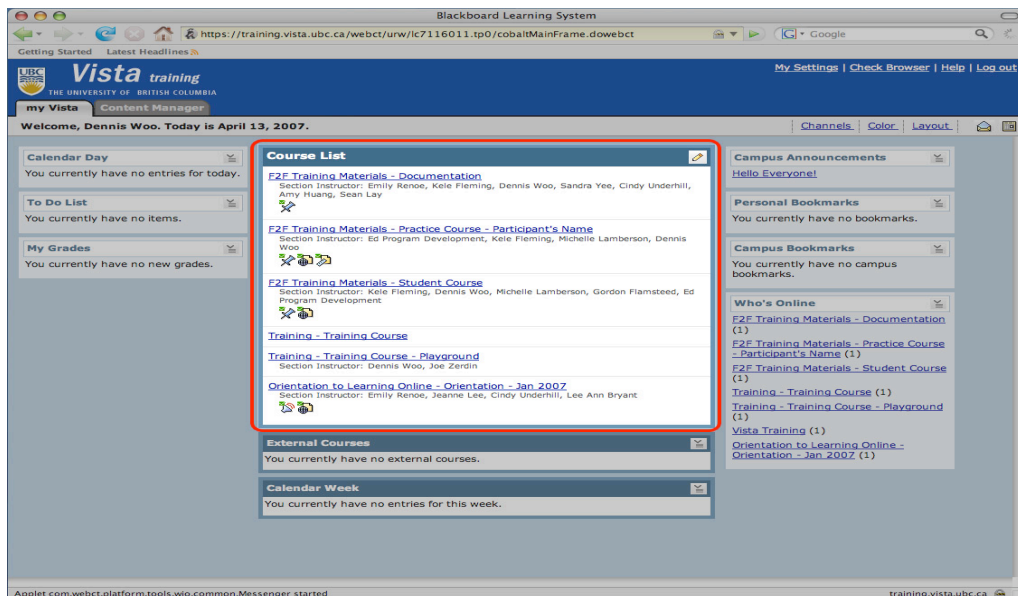
Input your CWL login and password. Click **Continue**. If you don't have a CWL, click on the "Create one now" link and follow the directions that appear.



4

Access your course.

You will be presented with the **my Vista** page. This area provides tools and resources to manage your online learning experience. The **Course List** section in the centre lists all the WebCT Vista courses you are enrolled in. Click on the desired link to access the course materials.



Help and Support

- Help on the various tools are available through the online **Help** link at the top right corner in the my Vista screen.
- If you are having difficulty with your CWL account, please contact the UBC IT Help Desk (phone: 604-822-2008, email: help@it.ubc.ca)
- If you are having any other issue with WebCT Vista, you can report them using the resources at www.vista.ubc.ca (look for the help link in the right hand bar)
- You may need to use www.webct.ubc.ca or www.ecourses.ubc.ca and www.vista.ubc.ca to access all your online courses
- The **Orientation to Online Learners** is an online help course that is comprised of 6 short modules, each focusing on various aspects of learning online in the WebCT Vista environment. The modules include fun practice activities such self-assessments quizzes, submitting a test assignment, accessing library docs, surfing the Net and much more. **For access to this course, please email your CWL to Emily Renoe (emily.renoe@ubc.ca).**
- A WebCT Vista Student FAQ can also be helpful at:
www.elearning.ubc.ca/home/index.cfm?p=main/dsp_vista_students_faq.cfm
- Blackboard's WebCT Vista Student Support Site → behind.blackboard.com/s/student/cevista/